

Model #154_DB RTA kit - P/N E225-0154-xx-xx

Parts list :

- 1 ea. Full PCB assy. ref# E225-0131-01-67
- 1 ea. Option PCB assy. ref# E225-0134-01-76
- 1 ea. Supercap 0.22F/5V5 ref# E225-0140-01-94
- 1 ea. Power male conn. ref# E225-0141-02-01
- 1 ea. Power female conn. ref# E225-0141-03-02
- 2 ea. Prewired front xenon white PLCC led ref# E225-0142-02-04
- 2 ea. Prewired rear super red PLCC led ref# E225-0143-02-07
- 2 ea. Prewired exhaust yellow 0603 Led ref# E225-144-01-09
- 2 ea. Prewired side position leds array ref# E225-0145-xx-xx (not included)

Soldering all wires previously to SuperCap is much more comfortable, wires & SC may be mounted on any side of the PCB.

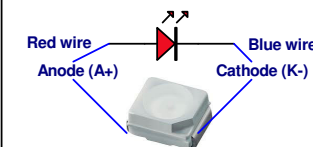
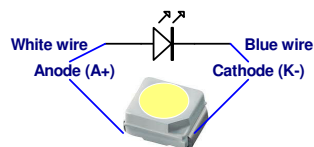
Model #154_DB (optional red, blue, green, yellow triple side pos leds)

Features :


- * Reverse voltage & overcurrent protection
- * Stabilized power head & tail lights (w. energy backup).
- * Exhaust flame simulation.
- * Side position leds lit continuously but "dance" after 2 sec. in idle mode.

Main characteristics :

Dimensions (L x l x h) : 29 x 10 x 6 mm max (w. one supercap)
 Weight : +/- 3.4 gr (w. power conn & one supercap)
 Power supply : min 8Vdc/ac - Max 25Vdc/ac (Davic compatible)
 Power consumption : Max 75mA peak - 22mA continuous (@12.8Vdc)
 Lighting backup : > 1 minutes 30 seconds



Tail lights alternative assy (w. brake & flashing rear on idle) : see #154



Do not forget purple connection in piggy-back configuration
 Use already mounted double side tape for fixing
 Best results w. furnished second supercap mounting !!!

All square pads may be used as negative common (0 volt)
!!! CAUTION !!! SuperCap is polarized !!!

Alternative or second exhaust flame led connections

#154_DB

rev. 12/01/2011

Light kit
Zmachine

<http://www.zmachine.be> - phl@zmachine.be - Zmachine Electric Motorsport